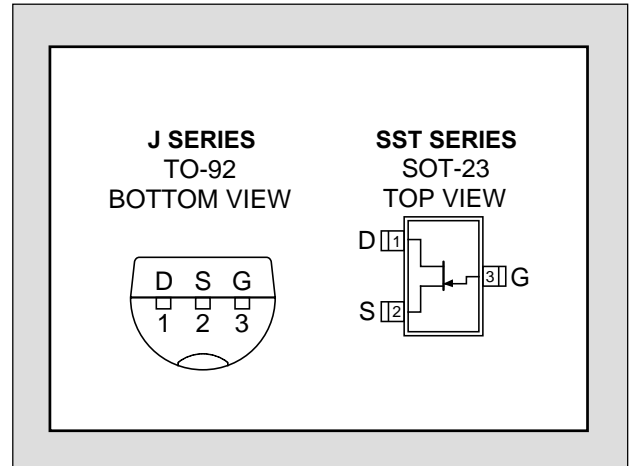


J/SST201 SERIES

HIGH GAIN N-CHANNEL JFET

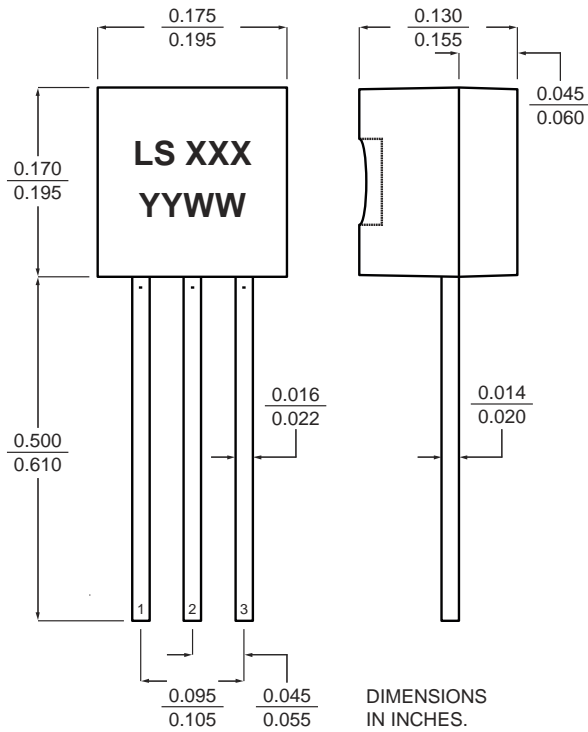
FEATURES	
DIRECT REPLACEMENT FOR SILICONIX J/SST201 SERIES	
LOW CUTOFF VOLTAGE	$V_{GS(off)} \leq 1.5V$
HIGH GAIN	$A_v = 80 V/V$
ABSOLUTE MAXIMUM RATINGS ¹	
@ 25 °C (unless otherwise stated)	
Maximum Temperatures	
Storage Temperature	-65 to +150 °C
Operating Junction Temperature	-55 to +135 °C
Maximum Power Dissipation	
Continuous Power Dissipation	350mW
Maximum Current	
Forward Gate Current	50mA
Maximum Voltages	
Gate to Drain Voltage	-40V
Gate to Source Voltage	-40V



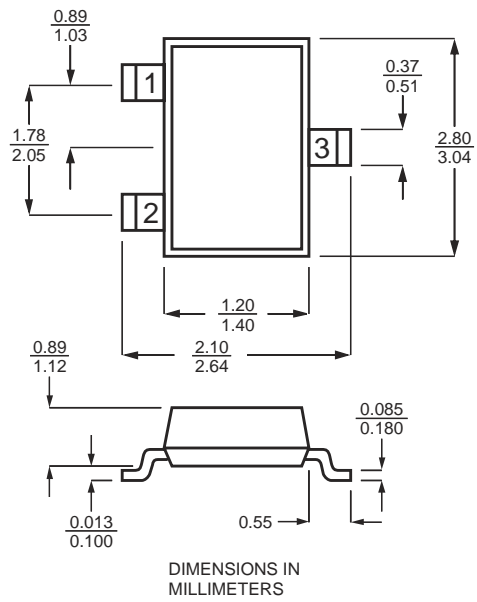
ELECTRICAL CHARACTERISTICS @ 25 °C (unless otherwise stated)

SYMBOL	CHARACTERISTIC		MIN	TYP	MAX	UNITS	CONDITIONS
BV_{GSS}	Gate to Source Breakdown Voltage	J/SST201, 202	-40			V	$I_G = -1\mu A, V_{DS} = 0V$
		J/SST204	-25				
$V_{GS(off)}$	Gate to Source Cutoff Voltage	J/SST201	-0.3		-1.5	V	$V_{DS} = 15V, I_D = 10nA$
		J/SST202	-0.8		-4		
		J/SST204	-0.3		2		
I_{DSS}	Drain to Source Saturation Current ²	J/SST201	0.2		1	mA	$V_{DS} = 15V, V_{GS} = 0V$
		J/SST202	0.9		4.5		
		J/SST204	0.2		3		
I_{GSS}	Gate Reverse Current		-2		-100	pA	$V_{GS} = -20V, V_{DS} = 0V$
I_G	Gate Operating Current			-2			$V_{DG} = 10V, I_D = 0.1mA$
$I_{D(off)}$	Drain Cutoff Current			2			$V_{DS} = 15V, V_{GS} = -5V$
g_{fs}	Forward Transconductance	J/SST201, 204	0.5			mS	$V_{DS} = 15V, V_{GS} = 0V, f = 1kHz$
		J/SST202	1				
C_{iss}	Input Capacitance			4.5		pF	$V_{DS} = 15V, V_{GS} = 0V, f = 1MHz$
C_{rss}	Reverse Transfer Capacitance			1.3			
e_n	Noise Voltage			6		nV/ \sqrt{Hz}	$V_{DS} = 10V, V_{GS} = 0V, f = 1kHz$

TO-92



SOT-23



1. Absolute maximum ratings are limiting values above which serviceability may be impaired.
2. Pulse Test: $PW \leq 300\mu s$, Duty Cycle $\leq 3\%$

Information furnished by Linear Integrated Systems is believed to be accurate and reliable. However, no responsibility is assumed for its use; nor for any infringement of patents or other rights of third parties which may result from its use. No license is granted by implication or otherwise under any patent or patent rights of Linear Integrated Systems.